

MOVER'S CHOICE

ePayPolicy How-to-Guide



**MOVER'S
CHOICESM**

Moving & Storage Insurance Program

How to Make a One-Time Payment

1 To Make a One-Time Payment, Visit moverschoice.epaypolicy.com

2 Enter Payer Information

MOVER'S CHOICE

Sign In Sign Up

Payer Information

Company Name
Company Name

Email Address
Email Address

Account or Policy Number
Account or Policy Number

Phone Number
Best contact number regarding this payment.

Amount
\$ 0.00

☐ Recurring Payments

Notes
This box is for your reference only. Any information entered here will be displayed on your receipt but will not be viewed or responded to by Mover's Choice.

Attachments
No Attachment Uploaded

Upload Documents

Payment Details

ACH

Amount \$0.00 Fee \$0.00 Total \$0.00

Bank Account Number
Bank Account Holder

Routing Number
Routing Number

Account Number
Account Number

Confirm Account Number
Confirm Account Number

☐ Save my bank account for future use.

☐ By clicking "Complete Payment" I authorize Specialty Program Group LLC to debit my account.


☐ I'm not a biller

Complete Payment

3 Complete Payment Details & Submit Payment (there is no account sign up required to make a one-time payment)

How to Set Up a Recurring Payment

- 1 **Click Sign Up Button** (if you have already created an account, please Sign In)



[Sign In](#)
[Sign Up](#)

Payer Information

☒
Recurring Payments

This box is for your reference only. Any information entered here will be displayed on your receipt but will not be viewed or responded to by Mover's Choice.

Attachments

No Attachment Uploaded

[Upload Documents](#)

Payment Details

☒
ACH

☐
Credit Card

Amount	Tax	Total
\$0.00	\$0.00	\$0.00


☒ Save my bank account for future use.

☐ By clicking "Complete Payment" I authorize Specialty Program Group LLC to debit my account.

☐ Do not debit

[Complete Payment](#)

2 Set Up your Account OR Sign In



MOVER'S CHOICE
Moving & Storage Management Program
Division of Security Program Fees Inc.

Get Started Now

Set up your free account below

First Name


Last Name

Email Address

Sign Up

Already have your account? [Sign in here](#)

3 Enter Payer Information


MOVER'S CHOICE
COMMERCIAL MOVING & STORAGE

[Sign In](#)
[Sign Up](#)

Payer Information

☐ **Recurring Payments**

Notes

This box is for your reference only. Any information entered here will be displayed on your receipt but will not be viewed or responded to by Mover's Choice.

Attachments

No Attachment Uploaded

[Upload Documents](#)

Payment Details

☒ **ACH**


☐ **Credit Card**

Amount	Tax	Total
\$0.00	\$0.00	\$0.00

☐ Save my bank account for future use.

☐ By clicking "Complete Payment" I authorize Signature Program Group LLC to debit my account.

☐ Do Not Authorize



[Complete Payment](#)

4

To Set Up Recurring Payments, Click Toggle Button

The screenshot shows the MOVER'S CHOICE website interface. On the left, under 'Payer Information', there are fields for Company Name (ABC Moving), Email Address (email@ABCmoving.com), Account or Policy Number (POLICYNUM), and Phone Number (123-456-7890). Below this, the 'Amount' is set to \$ 500.00. The 'Recurring Payments' section has a toggle button that is currently turned off. A blue arrow points to this toggle button. To the right, the 'Payment Details' section shows 'ACH' as the selected method, with fields for Bank Account Holder, Bank Account Number, Routing Number, Account Number, and Confirm Account Number. A 'Complete Payment' button is visible at the bottom right.

5

Select Amount, Frequency & Duration for Future Payments

6

Complete Payment Details



7

Need to Update or Cancel Recurring Payments? Click Scheduled Payments Button

This screenshot is identical to the one above, showing the MOVER'S CHOICE website interface. The 'Recurring Payments' toggle button is still highlighted with a blue arrow. The 'Scheduled Payments' button is located in the top right corner of the page, next to the 'Sign Out' button. A blue arrow points to this 'Scheduled Payments' button.



8

To update your payment method, click the pencil icon.

Scheduled Payments									
Payee	Total	Payment Details	Starts	Ends	Completed Payments	Next Payment	Frequency	Status	Actions
Kim's Sandbox Account	\$10.00	12345 ACH	10/23/2024	When Cancelled	1	10/23/2024	Every 1 Month(s)	Active	 

9

To cancel your current Recurring Payment, click the circle icon.

Scheduled Payments									
Payee	Total	Payment Details	Starts	Ends	Completed Payments	Next Payment	Frequency	Status	Actions
Kim's Sandbox Account	\$10.00	12345 ACH	10/23/2024	When Cancelled	1	10/23/2024	Every 1 Month(s)	Active	 

To update the amount or frequency of your Recurring Payment, cancel the existing Recurring Payment and set up a new Recurring Payment.